



COMPLETING THE NEW SIMPLIFIED FAFSA

PRESENTED BY: TRICIA POPLICEAN

COLLEGE COUNSELOR

CU STUDENT CHOICE

[SCHOLARHELP@STUDENTCHOICE.ORG](mailto:Scholarhelp@studentchoice.org)



DISCUSSION TOPICS

- What is the FAFSA
- Changes and Updates
- Before You Begin
- Completing the FAFSA
- Next Steps
- FAFSA Tips





Free Application for Federal Student Aid

WHAT IS THE FAFSA?

AND WHO SHOULD FILL IT OUT?



FREE APPLICATION FOR FEDERAL STUDENT AID (FAFSA)

- Beware of SCAMS! This is a “FREE” application
- Administered by the Department of Education (ED)
- ALL families should complete – not all aid is based on financial need
- Families will use their prior-prior year tax return
- Gateway to Federal – State – School financial aid

Who completes the FAFSA?

1. High school senior and parent(s)
2. Undergraduate dependent students and parent(s)
3. Undergraduate independent students
4. Graduate students

Don't Forget: You must RENEW the FAFSA annually!

FREE APPLICATION FOR FEDERAL STUDENT AID (FAFSA)

2023–24 FAFSA® Form

- Use this form to apply for college financial aid for 7/1/23–6/30/24.

2024–25 FAFSA® Form Coming in December

- Apply for aid for 7/1/24–6/30/25 using this form in December.
- The 2024–25 FAFSA® form will be available in December 2023.*
- The 2025 -26 FAFSA form will be available on October 1, 2024.

Getting Started

- studentaid.gov/h/apply-for-aid/fafsa

Important Note:

The FAFSA form will be unavailable due to scheduled maintenance every Sunday from 3–11 a.m. Eastern time.





CHANGES & UPDATES

WHAT IS NEW WITH THE FAFSA THIS YEAR



2024-2025 ACADEMIC YEAR

Why the changes?

The FAFSA Simplification Act

- Overhaul of processes and systems used to award federal student aid
- Includes the FAFSA form, needs analysis, and procedures for schools participating in federal student aid programs
- States that use the FAFSA to award state grant aid and every school participating in federal student aid programs

- A more streamlined application process
- Expanded eligibility for federal student aid
- Expanded eligibility for the Federal Pell Grant.
- Reduced barriers for certain student populations
- A better user experience for the FAFSA form
- Enhanced data sharing with IRS

FAFSA CHANGES AND UPDATES

2024-2025 ACADEMIC YEAR

Summary of Changes

- Shorter more user-friendly 36 questions vs. 108
- Student Aid App has been retired
- Contributor will replace Student, Spouse, Parent
- The Student Aid Index (SAI), replaces the Expected Family Contribution (EFC)
- List up to 20 colleges vs 10
- Divorced parents – the one who provides the most support
- Unusual circumstances – the FAFSA allows contributors to continue
- FAFSA Submission Summary replaces the Student Aid Report (SAR)

2024-2025 ACADEMIC YEAR

Data Transfer and Import

- The new Direct Data Exchange (DDX) will replace the old IRS Data Retrieval Tool (DRT)
- **EVERYONE** who contributes to a FAFSA will be required to provide consent to transfer data from the IRS – this will include non-filers, people without Social Security Numbers, and foreign tax filers
- Federal tax filers will have their tax information imported into the FTI module – no tax income will transfer into the FAFSA, but tax data will be sent to the colleges listed on the FAFSA

Providing Consent for Data Transfer

To provide consent, the individual will need to access the FAFSA with an FSA ID that has been matched with the Social Security Administration (SSA).

No consent = no federal aid.



BEFORE YOU BEGIN

THINGS TO THINK ABOUT BEFORE YOU APPLY



BEFORE THE FAFSA

IMPORTANT DEADLINES

Federal Deadline

- June 30th after the academic period aid is needed

State Deadline

- Varies with each state; Some states require additional forms

School Deadline

- Confirm with the school

Learn More

- studentaid.gov/apply-for-aid/fafsa/fafsa-deadlines

Making Corrections Or Updates

This includes:

- Add or delete schools
- Update financial information
- Correct mistakes

The deadline for corrections or updates is September after the academic period aid is needed.

BEFORE THE FAFSA

CREATE AN ACCOUNT (FSA ID)

Create An Account (FSA ID)

- studentaid.gov/fsa-id/create-account/launch

About Creating An Account

- All contributors to the FAFSA will need to create an account
 - Students – Parents – Anyone submitting info on the FAFSA
- Authenticated by the SSA – takes 1 -3 business days
- FSA ID does not expire – must be reset if locked or the user forgets the username or password

You will need an FSA ID to:

- Complete and renew the FAFSA
- Complete and electronically sign federal master promissory notes (MPN)
- Access all federal student aid websites
- Federal loan counseling
- Apply for repayment plans

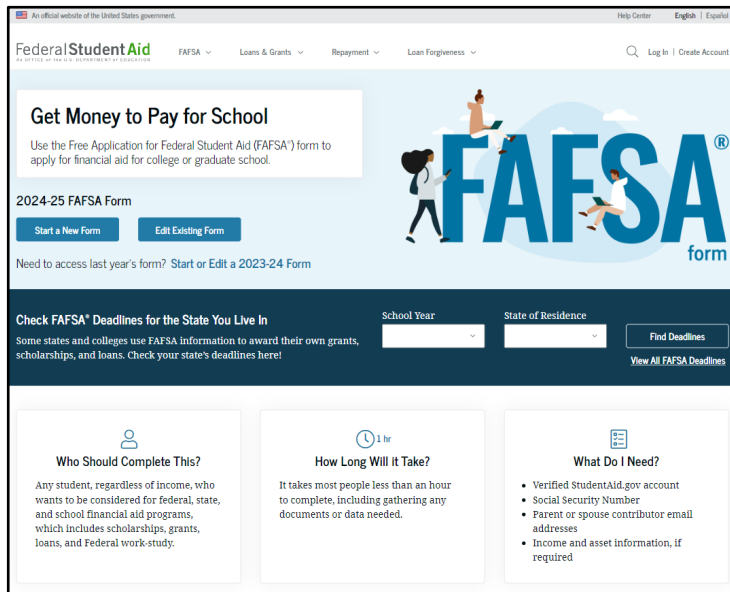


COMPLETING THE FAFSA: STUDENT

WHAT TO EXPECT AS A STUDENT APPLICANT

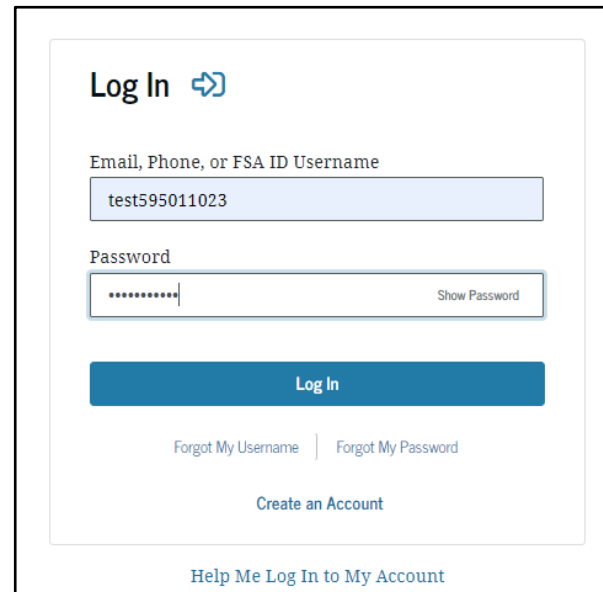


COMPLETING THE FAFSA: STUDENT



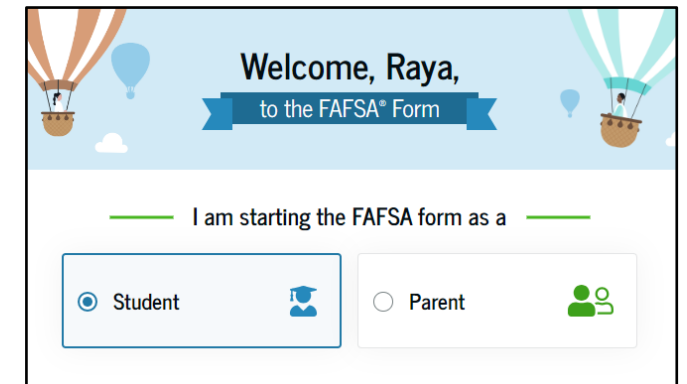
Main FAFSA® Landing Page

Students are directed to "Start a New Form" or "Edit Existing Form." In this presentation, the student is beginning a new application.



Login Page

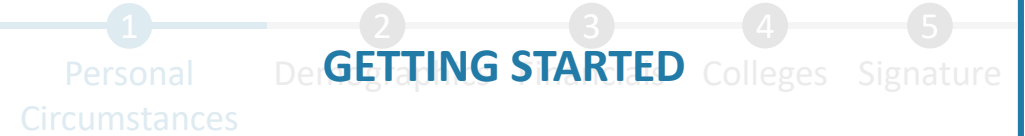
To access the FAFSA, all students are required to have an FSA ID. If the student doesn't have one, they can select "Create an Account."



Start Page

Once logged in, the student can select the applicable role. The student selects "Student."

COMPLETING THE FAFSA: STUDENT ONBOARDING



Getting To Know the FAFSA

- **1 of 4** – overview of FAFSA and video
- **2 of 4** – Contributors to the FAFSA – explains different roles that may be required to participate in the student’s FAFSA and documents needed
- **3 of 4** – What to expect - The third FAFSA® onboarding page provides information about the processing timeline and new requirements such as consent.
- **4 of 4** - The last FAFSA® onboarding page provides information about what to expect once the FAFSA form is completed and submitted. On this page, the student can select "Start the FAFSA form" to begin.

Understanding the FAFSA® Form
1 of 4
What is the FAFSA® form?

Use the *Free Application for Federal Student Aid* (FAFSA®) form to apply for grants, scholarships, work-study funds, and loans for college or graduate school.

FAFSA® Overview

FAFSA® Overview

COMPLETING THE FAFSA: STUDENT IDENTITY INFO



Verify Personal Information

- Personal information pulled from existing studentaid.gov account

Updates Needed?

- Update personal information under Account Services on studentaid.gov
- Address may be updated directly within the FAFSA

To update this information for all federal student aid communications, go to [Account Settings](#).

Student Identity Information

Review the information below and verify that

Name

Raya A. Tran

Date of Birth

05/05/1995

Social Security Number

•••••-1234

Email Address

rayaatran@gmail.com

Mobile Phone Number

(555) 555-5555

COMPLETING THE FAFSA: STUDENT PROVIDES CONSENT



- **NEW: Must be signed by all parties (students and parents, if applicable) in order for the FAFSA to be submitted!**
- This page informs the student about consent and their federal tax information. By providing consent, the student's federal tax information is transferred directly into the FAFSA[®] form from the IRS to help complete the Student Financials section. The student selects "Approve" to provide consent and is taken to the next page.

Provide Consent or Be Ineligible for Federal Student Aid

Summary

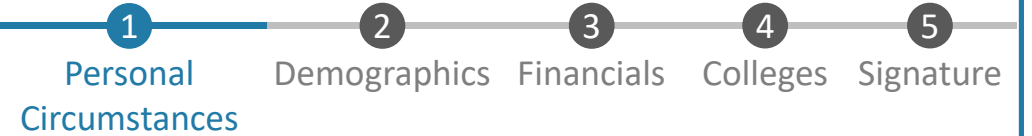
Your consent is needed to retrieve and disclose federal tax information (FTI). With your consent, we can obtain tax return information automatically from the IRS to help you complete the FAFSA[®] form. If you don't provide consent, you will not be eligible for federal student aid, including grants and loans. You must provide consent even if you didn't file a U.S. federal tax return or any tax return at all.

- Get your 2022 tax return information for the 2024–25 FAFSA form.
- Tax return information is required to complete the FAFSA form.
- FTI is used to determine your eligibility for federal student aid.

Under penalty of law, I certify that I am the individual associated with the FSA ID log-in credentials used to access the FAFSA form to provide the necessary approval and consent for the disclosure and use of my federal tax information (FTI) from the U.S. Department of the Treasury. By accepting below, I approve and consent to:

- The U.S. Department of Education to disclose my Social Security number, last name, and date of birth to the U.S. Department of the Treasury in order to obtain my FTI only for the purpose of determining the eligibility for, and the amount of, federal student aid for myself or of others for which I participated and shared my FTI by a program authorized under subpart 1 of Part A, Part C, or Part D of Title IV of the *Higher Education Act of 1965*, as amended.
- The use of my FTI by U.S. Department of Education officials and contractors (as defined in 26 U.S.C. § 6103(i)(13)), only for the purpose of determining the eligibility for, and amount of, federal student aid for myself or of others for which I participated and shared my FTI by a program authorized under Title IV of the *Higher Education Act of 1965*, as amended.
- The U.S. Department of Education to redisclose my FTI received from the U.S. Department of the Treasury, pursuant to 26 U.S.C. 6103(i)(13)(D)(iii), which includes:
 - institutions of higher education participating in the federal student aid programs authorized under the *Higher Education Act of 1965*, as amended;
 - state higher education agencies; and
 - scholarship organizations designated prior to Dec. 19, 2019, by the Secretary of Education.

COMPLETING THE FAFSA: PERSONAL CIRCUMSTANCES



This section determines the student's dependency status.
A student's dependency status determines if they need to provide information about their parents or not.

Students will be determined to be one of the following:

- Dependent
- Independent
- Student with Special or Unusual Circumstance

Your Personal Circumstances

Tell us about your marital status; your financial dependencies; your plans for college; and any other special circumstances that may impact your aid eligibility (including if you've been homeless or at risk of becoming so).

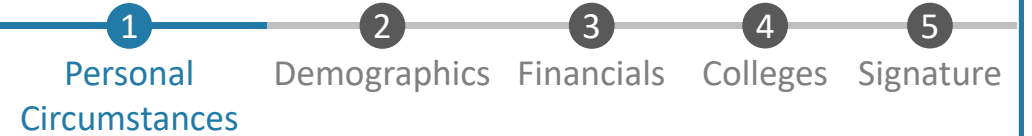
- This information can affect how much aid you're eligible to receive.
- Based on your answers, we may need to collect additional information from other people.



Previous

Continue

COMPLETING THE FAFSA: PERSONAL CIRCUMSTANCES



Question Topics:

- Marital Status
- Plans for College
- Personal Circumstances
- Special Circumstances
 - Homeless, or at risk of being homeless
- Unusual Circumstances
 - Abandoned
 - Incarcerated parent(s)
 - Refugee or political asylum
 - Etc.

FAFSA[®] FORM 2024-25 Student Raya Tran Save FAFSA Menu

1 Personal Circumstances 2 Demographics 3 Financials 4 Colleges 5 Signature

Student Personal Circumstances

Select all that apply:

- The student is currently serving on active duty in the U.S. armed forces for purposes other than training.
- The student is a veteran of the U.S. armed forces.
- The student has children or other people (excluding their spouse) who live with them and receive more than half of their support from the student now and between July 1, 20XX and June 30, 20XX.
- At any time since the student turned 13, they were an orphan (no living biological or adoptive parent).
- At any time since the student turned 13, they were a ward of the court.

FAFSA[®] FORM 2024-25 Parent Save FAFSA Menu

1 Personal Circumstances 2 Demographics 3 Financials 4 Colleges 5 Signature

Student Other Circumstances

At any time on or after July 1, 2023, was the student unaccompanied and either (1) homeless or (2) self-supporting and at risk of being homeless?

Yes No

Did any of the following determine the student was homeless or at risk of becoming homeless?

Select all that apply:

- Director or designee of an emergency or transitional shelter, street outreach program, homeless youth drop-in center, or other program serving those experiencing homelessness
- The student's high school or school district homeless liaison or designee
- Director or designee of a project supported by a federal TRIO or GEAR UP program grant
- Financial aid administrator (FAA)
- None of these apply.

Previous Continue

FAFSA[®] FORM 2024-25 Parent of Raya Tran Save FAFSA Menu

1 Personal Circumstances 2 Demographics 3 Financials 4 Colleges 5 Signature

Student Unusual Circumstances

This information will help us evaluate the student's ability to pay for school.

Do unusual circumstances prevent the student from contacting their parents or would contacting their parents pose a risk to the student?

A student may be experiencing unusual circumstances if they

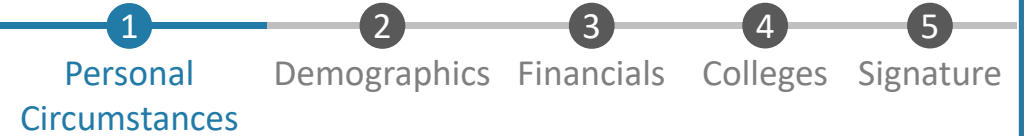
- left home due to an abusive or threatening environment;
- are abandoned by or estranged from their parents and have not been adopted;
- have refugee or asylee status and are separated from their parents, or their parents are displaced in a foreign country;
- are a victim of human trafficking;
- are incarcerated, or their parents are incarcerated and contact with the parents would pose a risk to the student; or
- are otherwise unable to contact or locate their parents and have not been adopted.

If the student's circumstances resulted in not having a safe and stable place to live, they may be considered a homeless youth and should review the answer to the previous question about being unaccompanied and homeless.

Yes No

Previous Continue

COMPLETING THE FAFSA: PERSONAL CIRCUMSTANCES



Dependent Student

■ Applying with a Parent

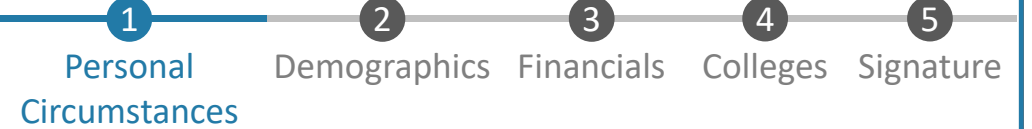
Based on the answers provided by the student, they are considered a **Dependent Student**. It is assumed that dependent students are applying with a parent and will need to provide information about them.

■ Applying without a Parent

If the student's parents are unwilling to provide information, the student can ask to be contacted by a financial aid administrator at their school to determine their eligibility for a Direct Unsubsidized Loan only.

The screenshot shows the FAFSA 2024-25 interface for student Raya Tran. The progress bar at the top indicates the current step is 'Personal Circumstances'. The main heading is 'Student Dependency Status'. Below this, there is a section titled 'Dependent Student' with an icon of a family and text explaining that dependent students are assumed to have parents who will help pay for education. Below this is a question: 'Are the student's parents unwilling to provide their information, but the student doesn't have an unusual circumstance that prevents them from contacting or obtaining their parents' information?'. The 'No' radio button is selected. At the bottom, there are 'Previous' and 'Continue' buttons.

COMPLETING THE FAFSA: PERSONAL CIRCUMSTANCES



Dependent Student: Parent Information and Invitation

- The student is asked to enter personal information about their parents in order to send them an invite to their FAFSA® form. In this scenario, the student invites one parent.

FAFSA FORM 2024-25 Student Raya Tran

1 Personal Circumstances 2 Demographics 3 Financials 4 Colleges 5 Signature

Invite Parents to your FAFSA Form

You will need to provide information for your parents

Based on your answers in the previous section, you'll need to provide information about both of your parents on your FAFSA form. You can invite your family members to your form to help you complete all required sections.

Enter names of parents, identified on the prior page, and we'll send electronic requests on your behalf.

Please make sure to provide information that your parents would use to login to StudentAid.gov.

Parent	Parent Spouse
First Name Alcina	First Name <small>(optional)</small>
Last Name Tran	Last Name
Date of Birth Month Day Year 05 05 1973	Date of Birth Month Day Year

FAFSA FORM 2024-25 Student Raya Tran

1 Personal Circumstances 2 Demographics 3 Financials 4 Colleges 5 Signature

Tell Us About Your Parents

On the FAFSA form, your "Parent" is your legal (biological or adoptive) parent or stepparent who supports you financially.

Are your parents married to each other?

Yes No

You will need to provide information for your parents

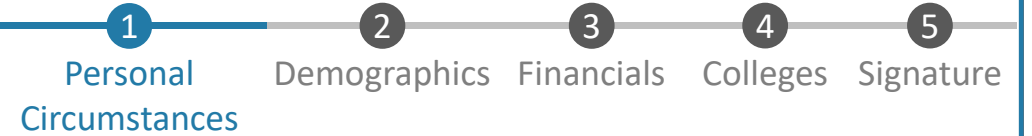
Based on your answers in this section, you'll need to provide information about both of your parents on your FAFSA form. You can invite your parents to your form so they can complete their required sections.

Previous Continue

'Parent' can mean:

- Legal – biological or adoptive
- Divorced – parent who provides most financial support
- Divorced and living together – must include both
- Stepparents are included

COMPLETING THE FAFSA: PERSONAL CIRCUMSTANCES




Independent Student

- Based on the answers provided by the student (typically that they are married), they are considered an **Independent Student**.
- The student is not required to provide information about their parents due to this status.

FAFSA[®] FORM 2024-25 Student Raya Tran Save FAFSA Menu

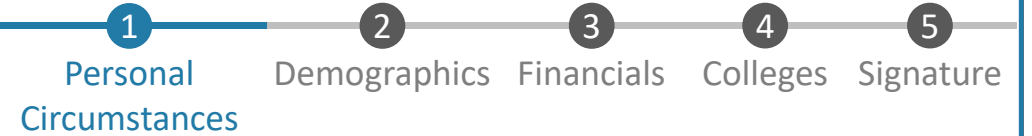
1 Personal Circumstances 2 Demographics 3 Financials 4 Colleges 5 Signature

Your Dependency Status:

 **Independent Student**
Based on your answers, you're a dependent student, you will report your own information (and, if you're married, your spouse's). This information is used to determine how much financial aid you're eligible to receive.

Previous Continue

COMPLETING THE FAFSA: PERSONAL CIRCUMSTANCES

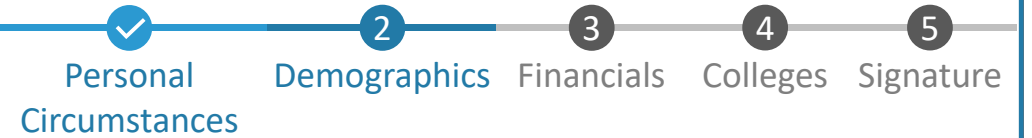


Student with Special or Unusual Circumstances

- Based on the answers provided by the student, they are considered **Provisionally Independent**
- Do not have to provide parent information
- Student may sign and submit FAFSA
- Student receives an estimate of financial aid
- Contact the school for supporting documentation
- School will review and determine dependency override

The screenshot shows the FAFSA 2024-25 application interface for Student Raya Tran. The progress bar at the top indicates the user is on the 'Personal Circumstances' step. The main content area is titled 'Your Dependency Status' and features a light blue box with a circular icon of a student. The text in the box reads: 'Provisionally Independent Student. Based on your answers, you're a provisionally independent student. This means you don't need to answer questions about your parents to submit your application. To complete your application, you'll need to contact your school's financial aid office and provide documentation to verify your circumstances. We won't be able to calculate your Student Aid Index (SAI) until you confirm your circumstances with your financial aid office. Until then, we will provide only an estimate of your federal student aid eligibility as an independent student.' At the bottom of the page, there are 'Previous' and 'Continue' buttons.

COMPLETING THE FAFSA: STUDENT DEMOGRAPHICS



Question Topics:

- Race and ethnicity
- Gender
- Citizenship
- Parents education
- Parent killed in active duty
- Students school

Student Demographics

We'll ask questions about you and your parent(s). Some of these questions will help determine how much federal student aid you may be eligible to receive for school.



Previous

Continue

COMPLETING THE FAFSA: STUDENT FINANCIALS



Question Topics:

- 2022 Tax Return Info
- Assets



Your Finances

The FAFSA form helps schools determine your ability to pay for college without financial aid, so we ask in this section if you receive any federal or state entitlement benefits and if you have any investments, real estates, or other assets.



Previous

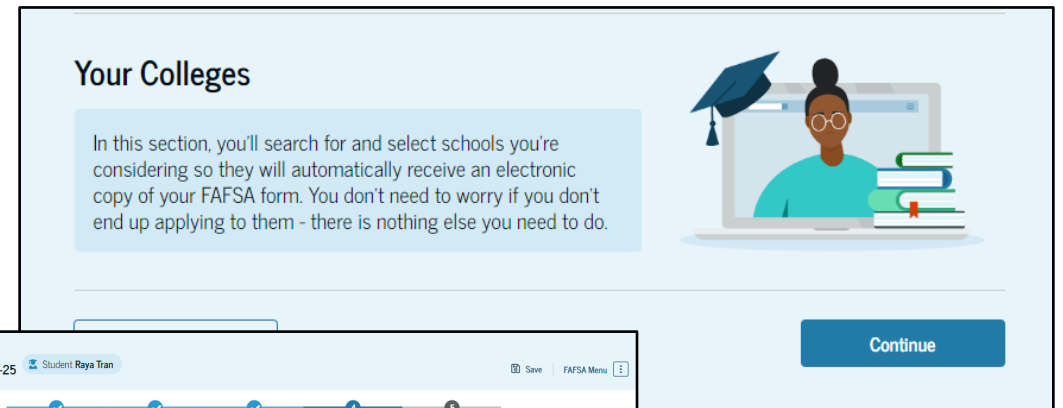
Continue

COMPLETING THE FAFSA: STUDENT SELECTS COLLEGES



Question Topics:

- List up to 20 schools
- Search by city, state, or school name
- Students should list any school they are interested in
- Review school details
- Colleges and career schools
- Schools listed will receive FAFSA information



The screenshot shows the FAFSA search interface for the 2024-25 form. It includes a progress bar, a search prompt, a search bar, a state dropdown menu (currently showing 'Calif'), and a search button.

COMPLETING THE FAFSA: STUDENT REVIEW PAGE



Review what you have entered so far!

FAFSA FORM 2024-25 Student Raya Tran

Take a moment to review before signing

Expand the sections below to review and edit the information you've entered before you sign your portion of the form.

Student Sections

- Introduction Personal Identifiers
- Section 1 Personal Circumstances
- Section 2 Demographics
- Section 3 Financials
- Section 4 Colleges
- Section 5 Signature



Parent Contributor Section

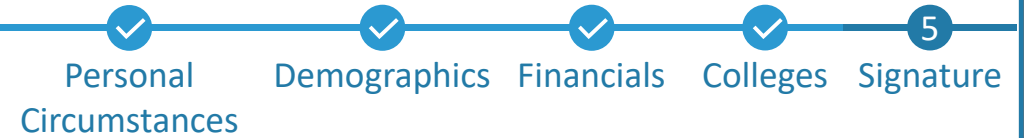
This Section is Shared With 2 Contributors

Your FAFSA form is shared with the individuals listed below. You can request, manage, or remove signatures and contributions from this page or in your FAFSA form.

Parent Contributors	Date Request Sent	Status	Edit
Alcina Tran	07/13/2024	Invite Sent	
Travis Tran	07/13/2024	Invite Sent	

Previous Continue

COMPLETING THE FAFSA: STUDENT SIGNATURE



- The student acknowledges the terms and conditions of the FAFSA® form and signs their section.
- After agreeing and signing, the student is able to submit their section of the FAFSA form.
- If a Dependent Student is applying with a parent, the FAFSA form is not considered complete and can't be processed until the parent portion is also completed, signed, and submitted.

Sign and Complete Your Part

Summary

This page confirms you understand the terms and conditions of the FAFSA form, and that you have filled it out accurately to the best of your ability.

The FAFSA form is a legal document you will electronically sign with your FSA ID. Because this is associated with your personal information, do not share it with anyone.

By signing this application electronically using your username and password, and/or any other credential or by signing a signature page and mailing it to us, you certify that all of the information you provided is true and complete to the best of your knowledge and you agree, if asked to provide


- information that will verify the accuracy of your completed form, and
- U.S. or state income tax forms that you filed or are required to file.

You also certify that you understand that the secretary of education has the authority to verify information reported on your application with the Internal Revenue Service and other federal agencies.

If you sign this application or any document related to the federal student aid programs electronically using a username and password, and/or any other credential, you certify that you are the person identified by the username and password, and/or any other credential and have not disclosed that username and password, and/or any other credential to anyone else. If you purposely give false or misleading information, you may be fined up to \$20,000, sent to prison, or both.

Sign Your FAFSA Form

I, Raya Tran, agree to the terms outlined above

 **Your FAFSA® Form Still Needs Contributor Information**
The contributor(s) you selected will receive an email invitation to join your form every seven days until the application is complete.

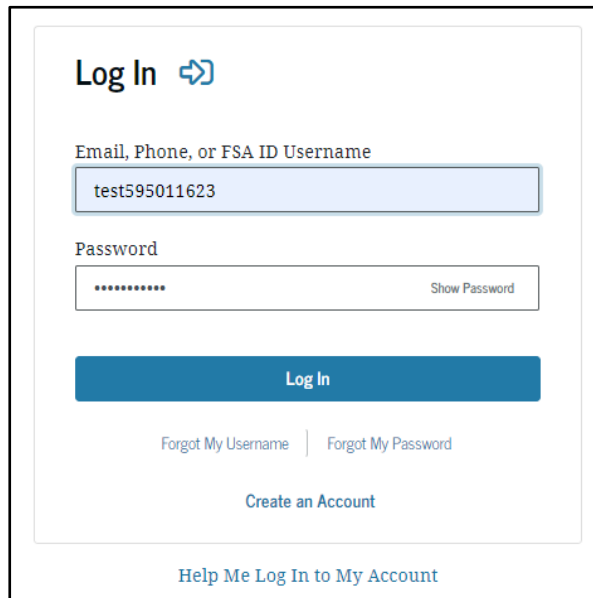


COMPLETING THE FAFSA: PARENT

WHAT TO EXPECT AS A PARENT CONTRIBUTOR




COMPLETING THE FAFSA: PARENT



Login Page

To access the FAFSA, all parents are required to have an FSA ID. If the parent doesn't have one, they can select "Create an Account."



Activity Page

Once logged in, the parent can select the applicable invitation to the application that they want to complete.

Getting Started as a Parent

- Parent receives email invite from student to contribute to an app
- Parent required to have FSA ID to complete FAFSA
- Parent visits activity page once logged in
- Parent sees an invitation to be a contributor

COMPLETING THE FAFSA: PARENT ONBOARDING



Getting To Know the FAFSA

- **1 of 4** – overview of FAFSA and video
- **2 of 4** – Contributors to the FAFSA – explains different roles that may be required to participate in the student’s FAFSA and documents needed
- **3 of 4** – What to expect - The third FAFSA® onboarding page provides information about the processing timeline and new requirements such as consent.
- **4 of 4** - The last FAFSA® onboarding page provides information about what to expect once the FAFSA form is completed and submitted. On this page, the parent can select "Start the FAFSA form" to begin.

Understanding the FAFSA® Form

1 of 4

What is the FAFSA® form?

Use the *Free Application for Federal Student Aid* (FAFSA®) form to apply for grants, scholarships, work-study funds, and loans for college or graduate school.

Federal Student Aid FAFSA® Overview

FAFSA® Overview

COMPLETING THE FAFSA: PARENT PERSONAL IDENTIFIERS



Verify Personal Information

- Personal information pulled from existing studentaid.gov account

Updates Needed?

- Update personal information under Account Services on studentaid.gov
- Address may be updated directly withing the FAFSA

To update this information for all federal student aid communications, go to [Account Settings](#).

Parent Identity Information

Review the information below and verify that it

Name

Alcina Tran

Date of Birth

05/05/1973

Social Security Number

•••••-1234

Email Address

alcinatan@school.edu

Mobile Phone Number

(555) 555-5555

COMPLETING THE FAFSA: PARENT PROVIDES CONSENT



- **NEW: Must be signed by all parties (students and parents, if applicable) in order for the FAFSA to be submitted!**
- This page informs the parent about consent and their federal tax information. By providing consent, the parent's federal tax information is transferred directly into the FAFSA® form from the IRS to help complete the Parent Financials section. The parent selects "Approve" to provide consent and is taken to the next page.

Provide Consent or the Student Will Be Ineligible for Federal Student Aid

Summary

Your consent is needed to retrieve and disclose federal tax information (FTI). With your consent, we can obtain tax return information automatically from the IRS to help you complete your section of the student's FAFSA® form. If you don't provide consent, the student will not be eligible for federal student aid, including grants and loans. You must provide consent even if you didn't file a U.S. federal tax return or any tax return at all.

- Get your 2022 tax return information for the 2024–25 FAFSA form.
- Tax return information is required to complete the FAFSA form.
- FTI is used to determine the student's eligibility for federal student aid.

Under penalty of law, I certify that I am the individual associated with the FSA ID log-in credentials used to access the FAFSA form to provide the necessary approval and consent for the disclosure and use of my federal tax information (FTI) from the U.S. Department of the Treasury. By accepting below, I approve and consent to:

- The U.S. Department of Education to disclose my Social Security number, last name, and date of birth to the U.S. Department of the Treasury in order to obtain my FTI only for the purpose of determining the eligibility for, and the amount of, federal student aid for myself or of others for which I participated and shared my FTI by a program authorized under subpart 1 of Part A, Part C, or Part D of Title IV of the *Higher Education Act of 1965*, as amended.
- The use of my FTI by U.S. Department of Education officials and contractors (as defined in 26 U.S.C. § 6103(i)(13)), only for the purpose of determining the eligibility for, and amount of, federal student aid for myself or of others for which I participated and shared my FTI by a program authorized under Title IV of the *Higher Education Act of 1965*, as amended.
- The U.S. Department of Education to redisclose my FTI received from the U.S. Department of the Treasury, pursuant to 26 U.S.C. 6103(i)(13)(D)(iii), which includes:
 - institutions of higher education participating in the federal student aid programs authorized under the *Higher Education Act of 1965*, as amended;
 - state higher education agencies; and
 - scholarship organizations designated prior to Dec. 19, 2019, by the Secretary of Education.

COMPLETING THE FAFSA: PARENT DEMOGRAPHICS

1
Demographics

2
Financials

3
Signature

Question Topics:

- Marital status
- College students in home
- State of legal residency

Demographics About You

We'll ask about your marital status, college students in your household, and legal residence.

→ This is because most dependent students receive support from their parents, and this affects how much they're able to pay for school.



Previous

Continue

COMPLETING THE FAFSA: PARENT FINANCIALS



Question Topics:

- Federal benefits received
- Tax filing status
- Family size
- Number in college
- Tax return information
- Assets
- Other parent information

Your Finances

The FAFSA form helps schools determine the student's ability to pay for college without financial aid, so we ask in this section if you receive any federal or state entitlement benefits and if you have any investments, real estates, or other assets.

Previous Continue

COMPLETING THE FAFSA: PARENT REVIEW PAGE




Review Topics:

- Displays parent(s) responses
- Displays student responses
- Parent(s) can view responses by selecting "Expand All"
- To edit a response, the parent can select the question's hyperlink

Take a moment to review before signing


Expand the sections below to review and edit the information you've entered before you sign your portion of the form.



Parent Contributor Sections Expand All

- Introduction Personal Identifiers
- Section 1 Demographics
- Section 2 Financials
- Section 3 Signature

Previous Continue



COMPLETING THE FAFSA: PARENT SIGNATURE



- On this page, the parent acknowledges the terms and conditions of the FAFSA[®] form and signs their section.
- Since all required sections are complete, the parent can both sign and submit the student's FAFSA form.

Sign and Complete Your Section

Summary

This page confirms that you understand the terms and conditions of the FAFSA[®] form and filled out the form accurately to the best of your ability.

The FAFSA form is a legal document you will electronically sign with your account username and password (FSA ID). Because your FSA ID is associated with your personal information, do not share it with anyone.

By signing the student's application electronically using your account username and password, YOU, THE PARENT, certify that all of the information you provided is true and complete to the best of your knowledge and you agree, if asked, to provide

- information that will verify the accuracy of your completed form, and
- U.S. or foreign income tax forms that you filed or are required to file.

You also certify that you are the person who provided the information reported on your tax forms.

If you sign this application or any document related to the federal student aid programs electronically using a username and password, and/or any other credential, you certify that you are the person identified by the username and password, and/or any other credential and have not disclosed that username and password, and/or any other credential to anyone else. If you purposefully give false or misleading information, including applying as an independent student without meeting the unusual circumstances required to qualify for such a status, you may be subject to criminal penalties under 20 U.S.C. 1097, which may include a fine up to \$20,000, imprisonment, or both.

Sign for yourself and submit the application for Raya Tran (Student).

I, Alcina Tran, agree to the terms outlined above.

COMPLETING THE FAFSA: FAFSA CONFIRMATION




CONGRATULATIONS! YOU DID IT!!

Confirmation page displays:

- Tracking the students FAFSA form
- Next steps
- Student receives an email with the full detailed confirmation
- FAFSA form is now considered complete and submitted for processing.

The screenshot shows the FAFSA confirmation page for the 2024-25 form. The page features a blue header with the FAFSA logo and the text 'FORM 2024-25' and 'Parent of Raya Tran'. A central banner reads 'Congratulations, the FAFSA® Form Is Complete!' with a graduation cap icon and the name 'Raya Tran'. Below this, the completion date is listed as '10/12/2024'. The main content area is titled 'What Happens Next' and includes three items: 'Email sent' (confirming an email version was sent), 'The Student Will Receive Notification of Processing' (notifying the student within three days), and 'The Student Will Receive School Communications' (schools using the form to calculate the Student Aid Index). A dark blue footer contains the text 'Track and Manage the Student's FAFSA® Form' and a 'View Status' button.



NEXT STEPS

WHAT HAPPENS AFTER I COMPLETE THE FAFSA?



NEXT STEPS: FAFSA SUBMISSION SUMMARY

FORMERLY KNOWN AS THE STUDENT AID REPORT (SAR)

- Summary of FAFSA information
- Student Aid Index (SAI)
- Data release number (DRN)
- FAFSA verification
- Make corrections if necessary
- Visit aid summary
- Visit college scorecard



The screenshot shows the FAFSA Submission Summary page for student Raya Tran. The page includes a navigation bar with a back button, the FAFSA logo, and the title 'FAFSA Submission Summary'. Below the title, there is a summary of the application process: Student: Raya Tran, Application Received: Sept. 10, 2024, Application Processed: Sept. 12, 2024, and Data Release Number: 2572. At the bottom, there are four tabs: Eligibility Overview, FAFSA Form Answers, School Information, and Next Steps (which is highlighted with a red dot).

What Happens Next?

Student receives a link to their **FAFSA Submission Summary** via email. This includes:

- Eligibility overview
- FAFSA form answers
- School information
- Next steps



FAFSA TIPS

REMINDERS TO HELP YOU COMPLETE THE FAFSA



FAFSA TIPS

Complete the FAFSA each year enrolled in college

Gather Information Needed

Schedule FAFSA Time

Understand deadlines and apply early

Review FAFSA Submission Summary:
Make corrections
FAFSA verification

Attend FAFSA workshops

Create an account at studentaid.gov
FSA ID

Tax info: All contributors must provide consent and approval on the FAFSA form

THANK YOU FOR ATTENDING!

Tricia Poplicean

- College Counselor
- CU Student Choice

Please contact us with any additional questions:

- scholarhelp@studentchoice.org